

THREE STAGE RING ROCKET

SKILL LEVEL 4

WINNER SEPTEMBER 1976

DESIGN OF THE MONTH CONTEST

By **BOB DINSMORE** Wilberforce, OH

Build the Three Stage Ring Rocket with Estes High Performance Parts and Accessories

PARTS LIST

A)	1	Nose Cone (BNC-50Y)	8011
B)	1	Body Tube (BT-50)	3073
C)	2	Body Tube (BT-50J)	30362
D)	3	Engine Mounts (EH-2050)	3150
E)	1	Body Tube (BT-101T)	30442
F)	2	Stage Couplers (JT-50C)	3052
G)	3	Fin Stock (BFS-30)	3168
H)	1	Launch Lug	2322
I)	1	18" Parachute (PK-18)	2267
J)	1	Screw Eye	2280
K)	1	Shock Cord	2276
L)	2	Weights	2305

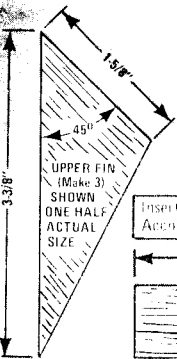
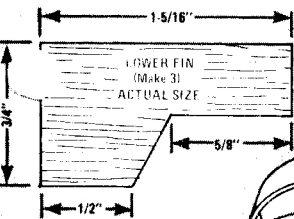
See Page 5
For Shock
Cord Pattern.

Additional Materials

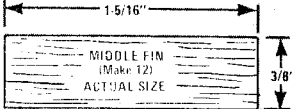
Hobby Knife, White Glue, Ruler, Sandpaper, Sanding Sealer, Enamel Paint (Spray), and a Sharp Pencil.

Recommended Engines

1st Stage: B14-0 2nd Stage: B14-0 3rd Stage: C6-7



Insert Engine Mounts
According To Their Instructions.



Tape Engines
Firmly into
Each Stage.

Cut BT-101T
Body Tube
into Five 3/8"
Lengths.

