

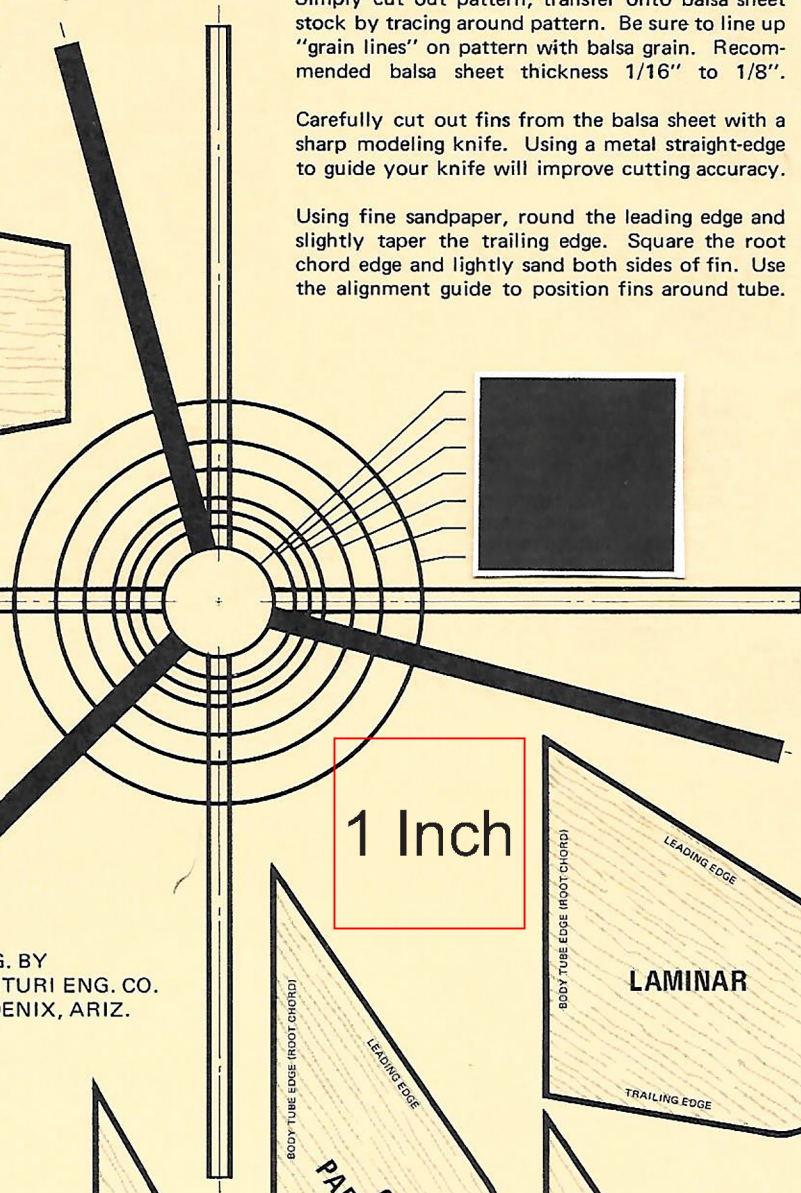
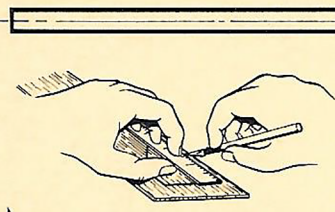

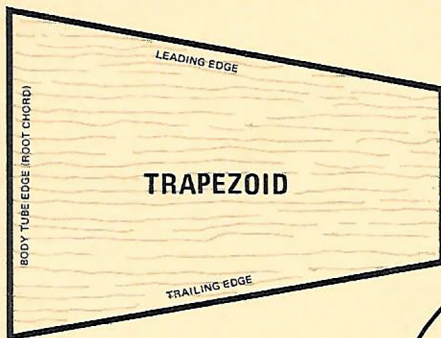
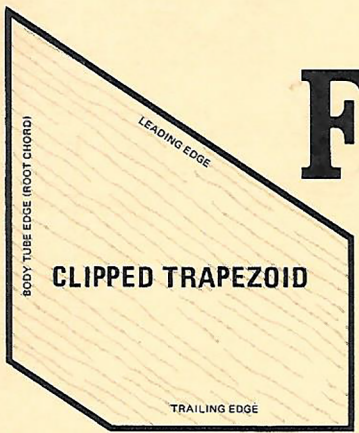
FIN PATTERNS

AND ALIGNMENT GUIDE FOR MODEL ROCKETS

For use with all Centuri model rocket Body Tubes. Simply cut out pattern, transfer onto balsa sheet stock by tracing around pattern. Be sure to line up "grain lines" on pattern with balsa grain. Recommended balsa sheet thickness 1/16" to 1/8".

Carefully cut out fins from the balsa sheet with a sharp modeling knife. Using a metal straight-edge to guide your knife will improve cutting accuracy.

Using fine sandpaper, round the leading edge and slightly taper the trailing edge. Square the root chord edge and lightly sand both sides of fin. Use the alignment guide to position fins around tube.



MFG. BY
CENTURI ENG. CO.
PHOENIX, ARIZ.

