

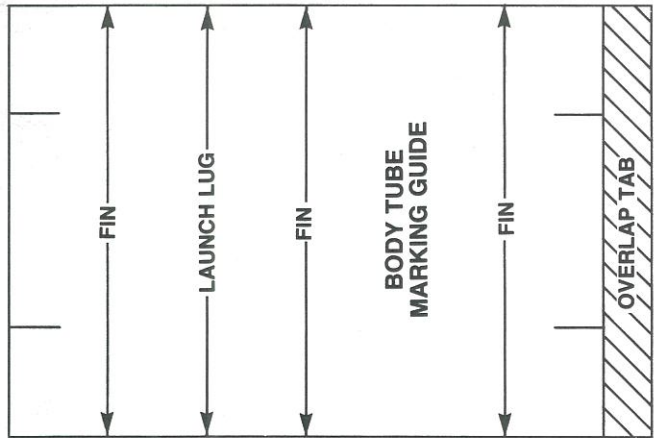
CLIPPER

#1979

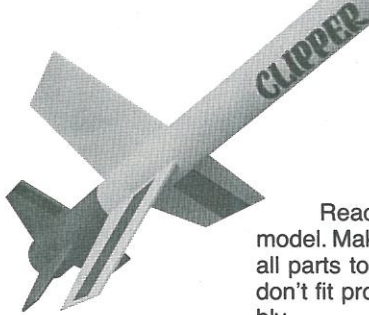


A DAMON COMPANY

ESTES INDUSTRIES
1295 H STREET
PENROSE, CO 81240 USA

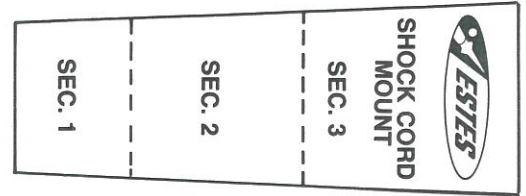


BODY TUBE MARKING GUIDE



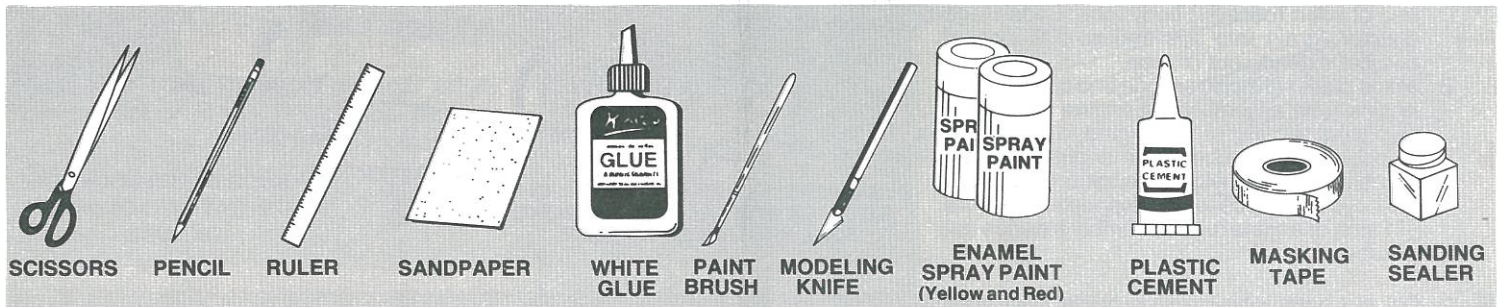
ASSEMBLY TIP

Read all instructions before beginning work on your model. Make sure you have all parts and supplies. Test-fit all parts together before applying any glue. If any parts don't fit properly, sand as required for precision assembly.



PARTS AND SUPPLIES

Locate the parts shown below and lay them out on the table in front of you. In addition to the parts included in the kit you will also need:



KIT PARTS

